

Croxley Green Parish Council
Grounds Maintenance Work Schedules
& Locations

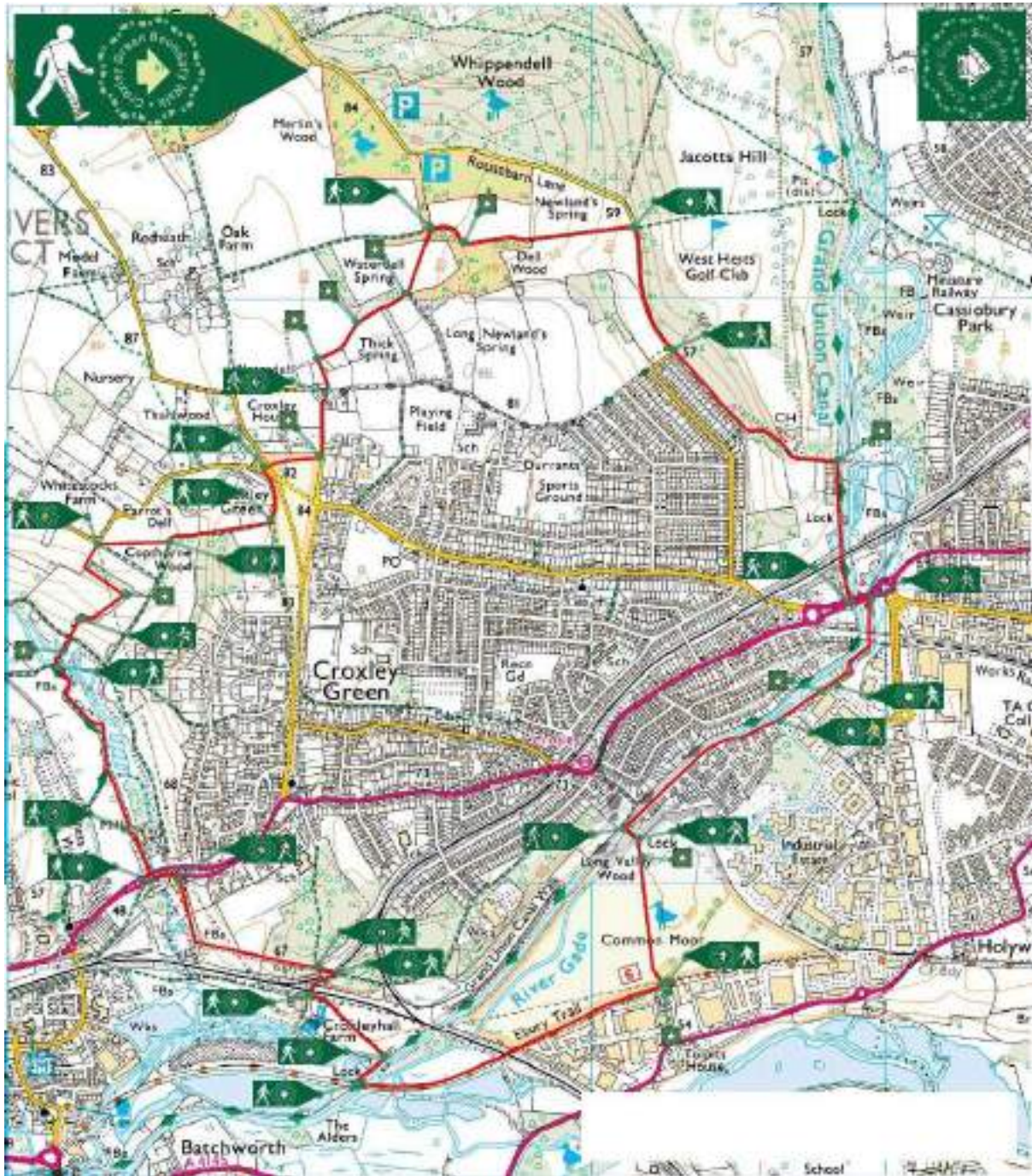
ADOPTED 1 SEPTEMBER 2020 – LEE1580/20

Contents

Boundary Walk	4
Bus Stops	5
Croxley Green Community Centre	7
Depot	8
Grand Union Canal Towpath	9
The Green	10
Multisport Complex (Barton Way Park)	11
Parish Council Office	12
Pre-school Allotment	13
Red Cross Centre	14
Stone's Orchard	15
Watford Road Flower Beds	16
War Memorial	17
Welcome Signs	18
Weston Wood	19
Footpaths	20
Buddleia Walk	20
Community Centre Car Park to New Road	21
Dulwich Way / Yorke Mead	22
Guild of Sport	23
Owens Way	24
Valley Walk	25
Footpath 1	26
Footpath 2	27
Footpath 3	28
Footpath 4	29
Footpath 5	30
Footpath 6	31
Footpath 7	32
Footpath 8	33
Footpath 9	34
Footpath 10	35
Footpath 11	36
Footpath 12	37
Footpath 13	38

Footpath 14	39
Footpath 15	40
Footpath 16	41
Footpath 17	42
Footpath 18	43
Hedges	44
All Saints Church	44
Elmcote Way	45
Harvey Road	46
Parish Council Office	47
Parrots Close	48

Boundary Walk - Summer & Winter



Notes: Inspect entire walk twice per year. Make notes of any remedial work that needs carrying out and inspect all signs to ensure they are up to date and in the correct place.

Bus Stops - Year Round

1. Heritage brick bus stop.



2. Wooden bus stop



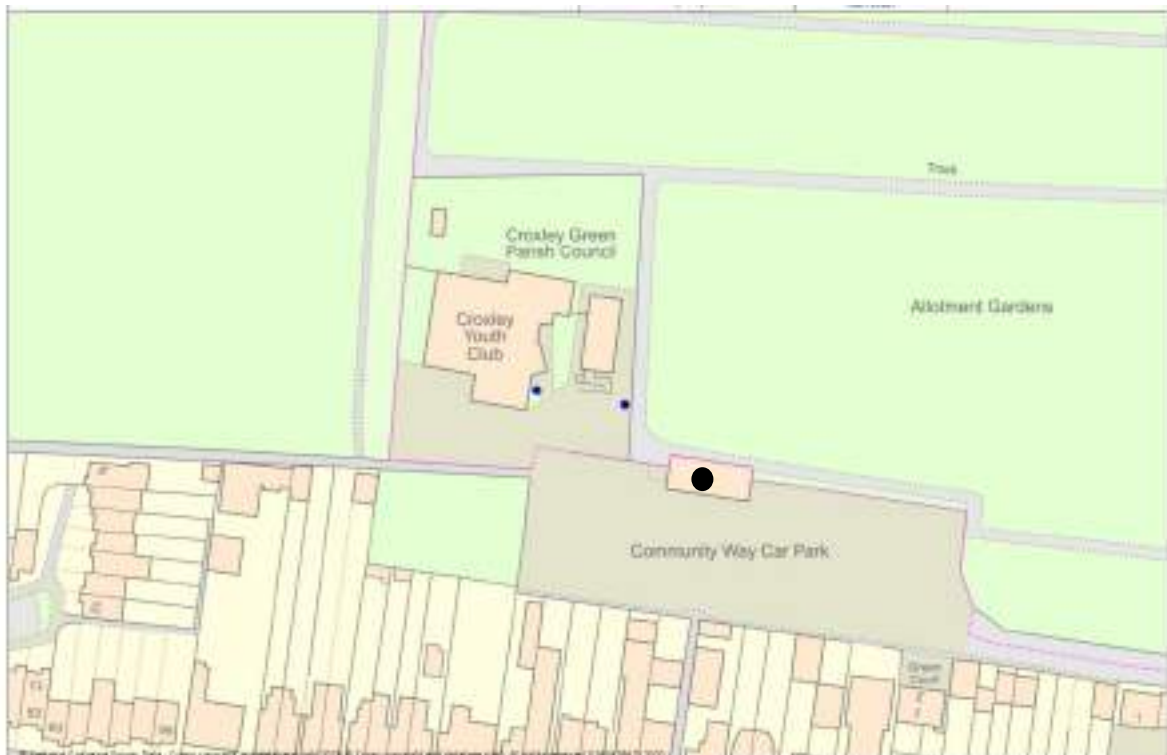
Notes: Inspect and maintain both wooden and brick bus stops monthly. Paint brick stop as required. Ensure both roofs remain clean of moss.

Croxley Green Community Centre - Year Round



Notes: Maintain flower bed outside Village Hall entrance. Prune roses under security camera.

Depot - Year Round



Notes: Make sure the Depot, and all equipment stored within, remains in a good state of repair. Ensure security functions are in place and work effectively.

Grand Union Canal Towpath - Year Round



Notes: Monthly litter pick of towpath between Cassiobridge & Ebury Way locks. Cut grass around Mill Lane lock when not completed by Canal & River Trust. Organise volunteer days for lock maintenance including litter picks and painting.

The Green – Year Round



Notes:

Year Round:

- Daily inspection and weekly litter pick.

Spring:

- Begin grass cutting for the season

Summer:

- Continue grass cutting
- Ensure Revels site is cut week prior to the event

Autumn:

- Complete all grass cutting for the season

Winter:

- Inspect and flail all boundary hedges

Multisport Complex (Barton Way Park) – Year Round



Notes: Daily inspection of fencing and litter pick of court. Weed spray, clear debris, and cut back encroaching hedge as appropriate throughout the year.

Parish Council Office – Year Round



Notes: Maintain general upkeep of Office and surrounding area including flower beds and planters.

Pre-school Allotment



Notes: Ensure raised beds and shed remain safe and able to use. Keep grass cut around beds and footpaths. Once crops have been planted, daily watering will be required in hot weather. Pruning of fruit trees when required. Weeding and maintenance of beds during growing season. Assist lead councillor during pre-school allotment sessions.

Red Cross Centre – Spring / Summer



Notes: Prune and grow roses on external wall facing Barton Way.

Stone's Orchard – Year Round



Notes:

Year Round:

- Daily inspection and litter pick

Spring:

- Begin grass cutting for the season

Summer:

- Continue grass cutting

Autumn:

- Complete all grass cutting for the season
- Ensure Dog Show arena site is cut week prior to the event

Winter:

- Inspect and flail all boundary hedges
- Prune fruit trees
- Coppice and lay hedges

Watford Road Flower Beds – Year Round




Notes: All grass to be strimmed and cut on a regular basis. Beds to be planted with summer and winter bedding. When plants are in place regular watering is essential. Weed spraying to be carried out around shop front when needed.

War Memorial – Year Round



Notes: Ensure memorial is kept clean and clear. Before remembrance Sunday speak with TRDC to trim back tree branches and make sure that grass is neat.

Welcome Signs – Summer & Winter



The Green



Scot's Hill



Two Bridges

Notes: Inspect and maintain structure.
Clean annually. Plant bedding plants in troughs and beds in summer and winter.
Weeding and watering when appropriate.

Weston Wood – Year Round

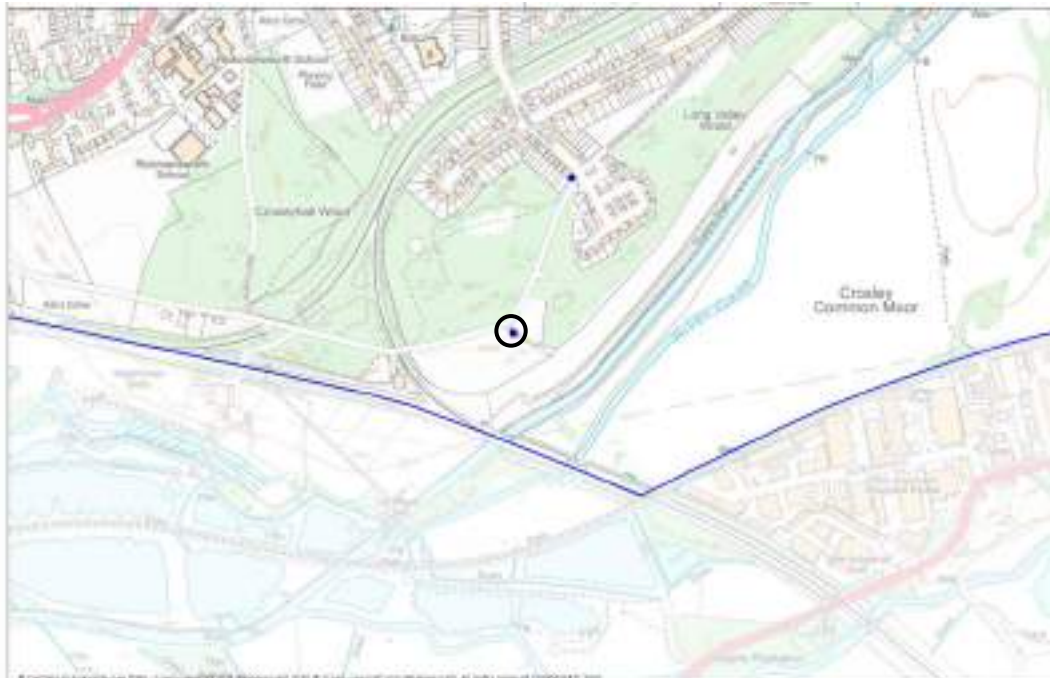


Notes: Regularly check furniture, bollards and fencing for signs of damage. Litter pick to be carried out on a fortnightly basis. Brick wall to be kept in clean condition and checked for signs of damage. See tree survey for any upcoming works to be undertaken. Management Plan to be finished and implemented. Carry out appropriate groundworks in Winter.

Footpaths

All footpaths to be inspected monthly.

Buddleia Walk



Notes: Hedge cut, and brush cut as required throughout growing season. Flail back to 45 degrees in Winter to prevent encroachment. Inspect bollards and litter pick monthly.

Community Centre Car Park to New Road



Notes: Weed spray and litter pick when needed.

Dulwich Way / Yorke Mead



Notes: Strim grass and cut back hedge as required. Litter pick on a weekly basis.

Guild of Sport



Notes: Litter pick weekly. Strim 2-foot boundary to the side of the path. Re-edge footpath around every 3 years (2018). Prune overhanging tree branches that impede the walkway.

Owens Way



Notes: Litter pick monthly. Cut back horizontal growth from boundary fences to keep walkway clear. Strim & weed spray growth from the tarmac.

Valley Walk



Lower



Upper



Notes: Litter pick monthly. Weed spray when required.

Footpath 1



Notes: Strim vertical growth and hedge cut horizontal boundary line growth. Litter pick monthly.

Footpath 2



Notes: Litter pick monthly.

Footpath 3



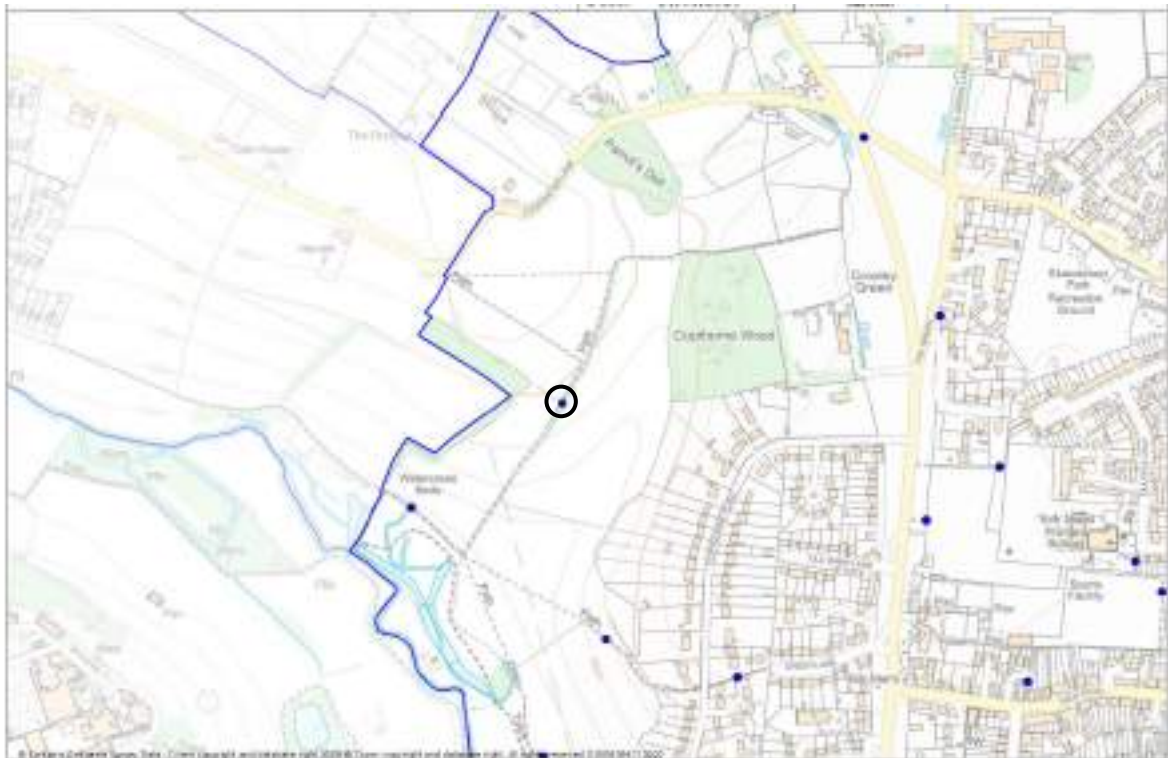
Notes: Strim vertical growth and hedge cut horizontal boundary line growth. Litter pick monthly.

Footpath 4



Notes: Weed spray and maintain bicycle barriers when required. Litter pick xx

Footpath 5



Notes: Strim vertical growth and hedge cut horizontal boundary line growth. Litter pick monthly.

Footpath 6



Notes: Litter pick monthly.

Footpath 7



Notes: Strim vertical growth and hedge cut horizontal boundary line growth. Litter pick monthly. Flail hedgerow in winter. Inspect and maintain steps and handrail.

Footpath 8



Notes: Hedge cut entrance and ensure visibility of signage.

Footpath 9



Notes: Runs the length of the Village Green. Litter pick weekly.

Footpath 10



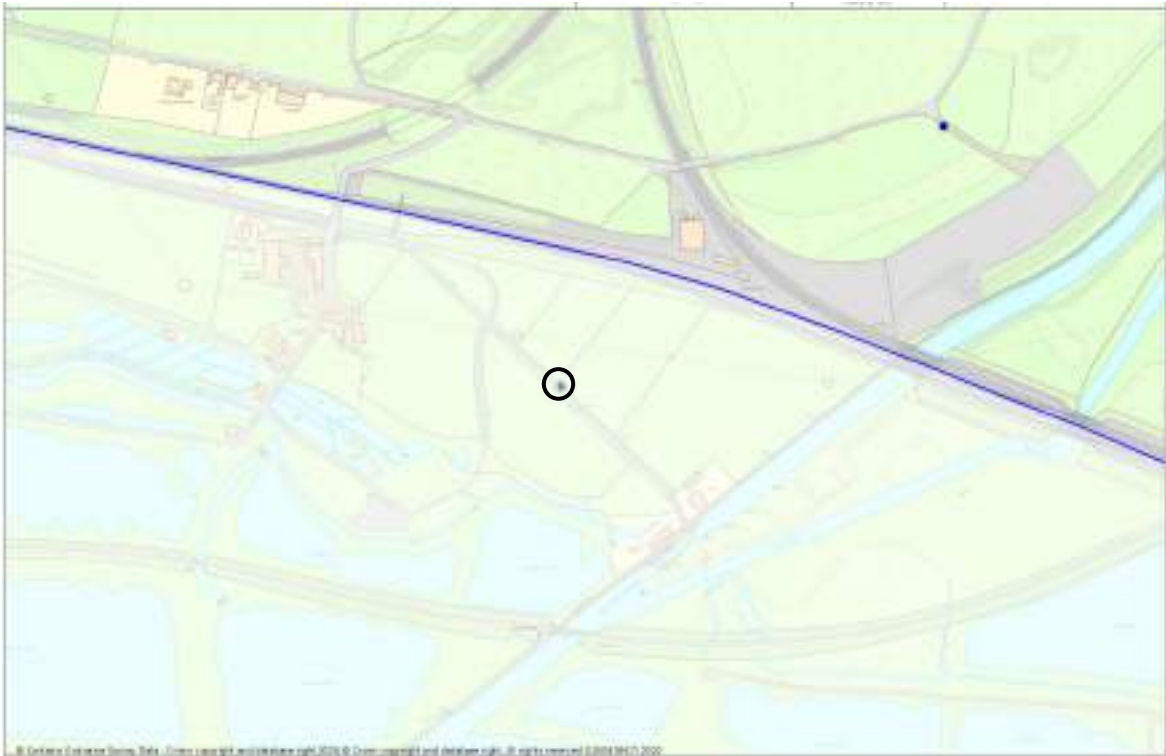
Notes: Strim vertical growth and hedge cut horizontal boundary line growth. Weed spray and blow debris when required.

Footpath 11



Notes: Strim vertical growth and hedge cut horizontal boundary line growth. Flail during winter to prevent encroachment. Inspect and maintain barrier, dog bins & dispensers.

Footpath 12



Notes: Litter pick monthly.

Footpath 13



Notes: Strim vertical growth and hedge cut horizontal boundary line growth. Weed spray when required. Litter pick monthly. Inspect dog bins and dispensers.

Footpath 14



Notes: Strim vertical growth and hedge cut horizontal boundary line growth. Cut holly hedges at Baldwins Lane end yearly in Winter. Prune trees as required.

Footpath 15



Notes: Hedge cut horizontal boundary line growth. Litter pick monthly.

Footpath 16



Notes: Weed spray when required. Litter pick monthly.

Footpath 17



Notes: Clear road surface twice a year from debris. Clear drain tops, strim edges and cut boundary hedges as required. Dig let at bottom of hill to facilitate water drainage. Cut two hedges along bottom section regularly.

Footpath 18



Notes: Weed spray, inspect, and maintain wooden barrier as required. Litter pick monthly.

Hedges

All hedges to be cut when appropriate during growth season. Before cutting checks must be made to ensure there are no nesting birds within the hedgerow. If birds are found no works are to be carried out.

All Saints Church



Elmcote Way



Harvey Road



Parish Council Office



Parrots Close

